


SANI-TECH



Auger Style Refuse and Recycling Compactors



SANI-TECH AUGER COMPACTORS DO IT ALL

Auger-Type compactors pre-crush and compact in one powerful motion. While processing material, augers run continuously in a forward direction, crushing and reducing the size of virtually every-thing they're fed. This allows them to compact material faster and achieve higher compaction ratios than any other compaction system on the market today.

MODEL ST2554/40

The Sani-Tech Model **ST2554/40 25HP** heavy-duty auger compactor is ideal for the types of waste and recyclables generated by:

- Cardboard Recyclers • Distribution Centers • Industrial Parks
- Municipalities • Manufacturers
- Pallet Recyclers • Thrift Stores • Wood Recyclers

With Sani-Tech auger compactors, all you have to do is throw material into the compactor, turn it on and walk away. When you return, the material will be safely impacted into a receiver bin and the compactor will be ready for more.

COST SAVINGS IS THE BOTTOM LINE

Substantial reductions in operating costs are obtained by:
increased compaction, labor savings, and reduced trash pick-ups.

STATIONARY COMPACTOR MODEL ST2554/40

SPECIFICATIONS

Motor:	25 HP
Auger Diameter:	Tapered 54" to 40"
Auger Speed:	9 RPM
Displacement Rate:	350 Cu. Yds./Hr.
Cycle Time:	Fully Adjustable
Electrical:	240V / 480V - 3 Phase
Amperage:	60 Amp / 30 Amp
Drive:	Electro-Mechanical
Auger Torque:	350,000 In. Lbs.
Control Panel:	UL Listed
- Keylock Start/Reverse & Emergency Stop	
Compactor Weight:	10,000 Lbs.
Auger Penetration:	9 to 15 inches into bin
Clear Top Opening:	90"x 72"
Hopper Capacity*:	Cubic Yards
Swing Door Size*:	42" W X 36" H
*Hopper specifications for HOP-02 (not shown)	
**Consult Factory for Additional Hopper Options	

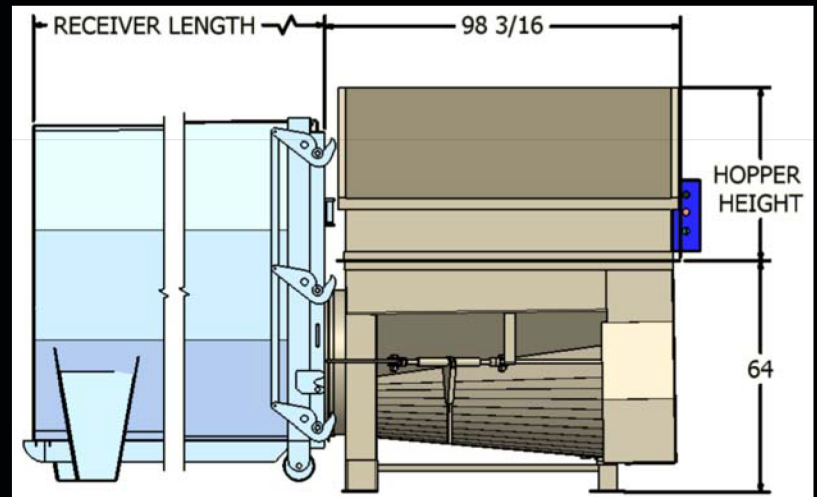
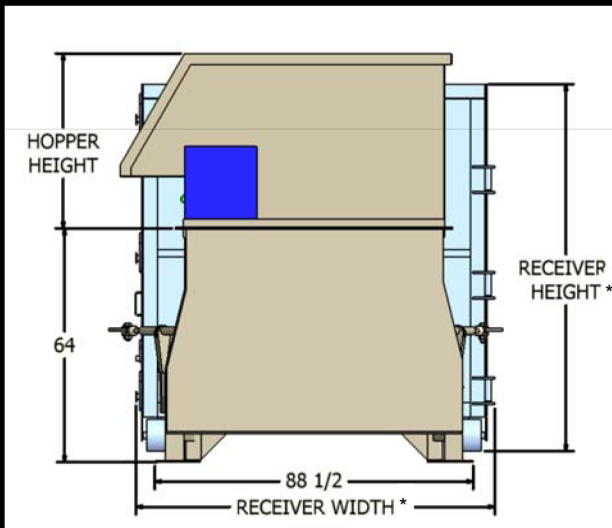
RECEIVER BINS

Roll-Off:	Receiver Body		Overall Length
	Length	Tare Wgt.	
10 Cubic Yard CCS	9' 10"	3,500 lbs.	18'
15 Cubic Yard	9' 10"	4,100 lbs.	18'
15 Cubic Yard CCS	14' 10"	4,100 lbs.	23'
20 Cubic Yard	12' 10"	5,000 lbs.	21'
20 Cubic Yard CCS	18' 10"	5,000 lbs.	27'
25 Cubic Yard	15' 10"	5,800 lbs.	24'
25 Cubic Yard CCL	13' 10"	5,800 lbs.	22'
30 Cubic Yard	18' 10"	6,600 lbs.	27'
30 Cubic Yard CCL	16' 10"	6,600 lbs.	25'
35 Cubic Yard*	20' 10"	7,100 lbs.	29'
35 Cubic Yard CCL*	18' 10"	7,100 lbs.	27'
40 Cubic Yard*	22' 10"	7,700 lbs.	31'
40 Cubic Yard CCL*	20' 10"	7,700 lbs.	29'
47 Cubic Yard CCL*	22' 8"	7,800 lbs.	30' 10"

*Request prior confirmation with refuse hauler for length of this unit.

** Consult Factory for Additional Bin Sizes

Note: Specifications are subject to change without notice to accommodate design improvements.



*See Bin Brochure for Additional Receiver Information

Standard Features:


- ◆Abrasion Resistant Alloy Steel Auger
- ◆Replaceable Cast Auger End Wear Plate
- ◆High Performance Roller Bearings
- ◆Full Gasket on Auger Nozzle
- ◆Adjustable Compaction Density
- ◆Bin Full Indicator
- ◆High Quality Machinery Enamel Finish
- ◆Liquid Tight Auger Chamber
- ◆Safety Interlock System
- ◆Meets ANSI & OSHA Standards

Optional Features:

- ◆Electric Greaser System
- ◆*Recommended for ALL Systems
- ◆Odor Control Systems
- ◆Electric Cart Dumper
- ◆Custom Paint Colors
- ◆Liquid Drain System
- ◆Photo Eye Automatic Start
- ◆Remote Pendant Control Station
- ◆Bin Near Full Sensor
- ◆Bin Gone Sensor
- ◆Thru-the Wall Chute
- ◆Dock Door Enclosure
- ◆Custom Hood Designs
- ◆Compaction Bins
- ◆Bin Hole Diaphragm
- ◆Fire Ports on Bin
- ◆Custom Engineering

*Consult factory for custom design work.

SANI-TECH



Auger Style Refuse and Recycling Compactors

CALL 800.467.7336 FAX 425.844.8625 EMAIL compactorinfo@sanitech.net

PO BOX 444 Duvall, WA 98019 sanitech.net