


SANI-TECH



“THE AUGER IS THE ANSWER”

MODEL SC1040/30

HIGH DENSITY SELF-CONTAINED COMPACTOR



**THE SANI-TECH AUGER
DOES IT ALL**

SANI-TECH augers pre-crush and compact in one powerful motion. While processing material, the auger continuously runs in a forward direction, crushing and reducing the size of what it is fed. This enables it to compact up to five times faster than conventional hydraulic compactors.

The Sani-Tech SC1040/30 10HP Self-Contained compactor is ideal for wet, hazardous and messy waste or simply where cleanliness and sanitation are the highest priority. Some of the benefits include:

- A 100% sealed system that prevents liquid and trash spillage during daily operation and when emptying.
- A system that was designed and engineered for high performance and dependable service.
- A system that allows you to simply throw material into the hopper, turn the compactor on and walk away. When you return, the material will be processed into the receiver bin and the compactor will be ready for more.
- A 40" to 30" tapered auger designed to pre-crush large and bulky trash.
- Compaction ratios that are two to three times greater than standard hydraulic compactors to better maximize savings.
- An all electric drive that runs clean and quiet.
- A smaller footprint that allows the units to be installed in tighter spaces.
- A wide variety of optional features.

COST SAVINGS IS THE BOTTOM LINE

**Substantial reductions in operating costs are obtained by:
increased compaction, labor savings and reduced hauls.**

STATIONARY COMPACTOR MODEL SC1040/30

SPECIFICATIONS

Hopper Capacity:	4.5 Cubic Yards
Bi-fold Door Size:	36"W X 30"H
Auger Diameter:	Tapered 40" to 30"
Auger RPM:	8
Motor:	10 HP
Displacement Rate:	270 cu. yds./hr.
Electrical:	240v/480v - 3 phase
Amperage:	30a / 15a
Drive:	Electro-mechanical
Control Panel:	UL listed 110 volt
Weight:	4100#
Auger Torque:	204,000 In. Lbs.

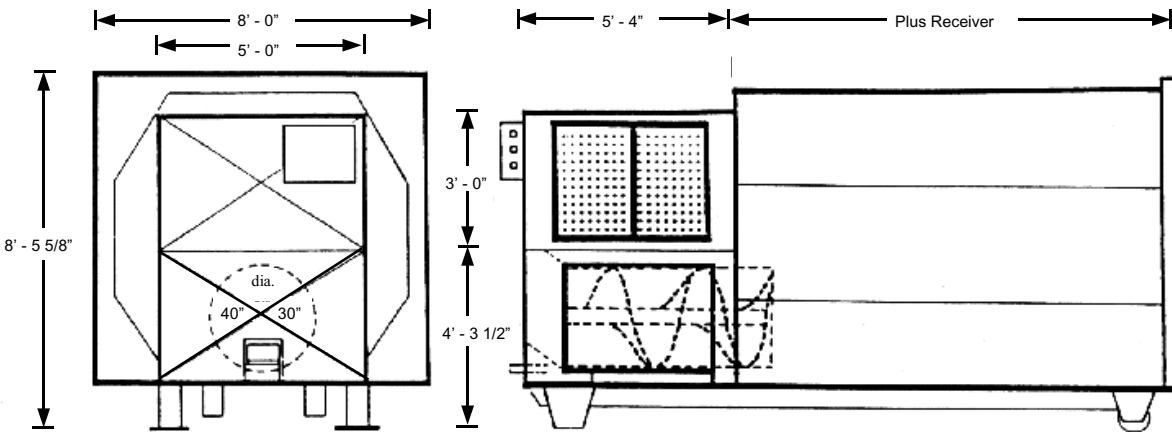
DIMENSIONS

Model/ Cu. Yd.	Overall Length	Tare Weight
SC1040/30-15	15' - 0"	6,600 lbs.
SC1040/30-20	18' - 0"	7,200 lbs.
SC1040/30-25	21' - 0"	7,900 lbs.
SC1040/30-30*	24' - 0"	8,400 lbs.
SC1040/30-35*	26' - 0"	9,000 lbs.

For special orders consult factory.

* Request prior confirmation with refuse hauler regarding length of this unit.

Specifications are subject to change without notice to accommodate design improvements.



STANDARD FEATURES

- ◆ Abrasion Resistant Alloy Steel Auger
- ◆ Replaceable Cast Auger End Wear Plate
- ◆ Adjustable Running Time
- ◆ Bin Near Full Indicator
- ◆ "Almond" Machinery Enamel Finish
- ◆ Liquid Tight Auger Chamber
- ◆ Adjustable Compaction Density
- ◆ Safety Interlock System
- ◆ Keylock Start/Reverse Switch
- ◆ Mushroom Stop Switch
- ◆ Electric Lubrication System


OPTIONAL FEATURES

- ◆ Odor / Insect Control
- ◆ Cart Dumper
- ◆ Custom Paint Colors
- ◆ Exhaust Fans
- ◆ Fire Suppression Systems
- ◆ Custom Hood Designs
- ◆ Liquid Drain System
- ◆ Bin Gone Sensor
- ◆ Photo Eye Automatic Start

Consult factory for any custom design work.

3hp to 40hp models available for additional applications.

SANI-TECH®



DEALER:

PO. Box 444 Duvall, WA. 98019
 (425) 788-6444 Fax: (425) 844-8625
 E-Mail: compactorinfo@sanitech.net
 Web Site: sanitech.net