

Visit our web @ www.sanitech.net or email us @ compactorinfo@sanitech.net

Bins and carts to meet all your compaction needs

OPTIONAL FEATURES

- 100% door seal
- Hinged metal auger hole cover with seal
- Liquid drain system
- Additional/Oversized material rear bypass door
- Lexan or expanded metal inspection window
- Fire hose ports
- High slip interior coating
- 20` rail guides and stops



Rear by-pass for your over sized materials



Metal cover with 100% seal for liquid tight efficiency



MANUFACTURED BY:
SANI-TECH SYSTEMS, INC.
P O Box 444
DUVALL, WASHINGTON 98019
PH: (425) 788-6444
FAX: (425) 844-8625

SANI-TECH ROLL-OFF COMPACTION BINS

SPECIFICATIONS

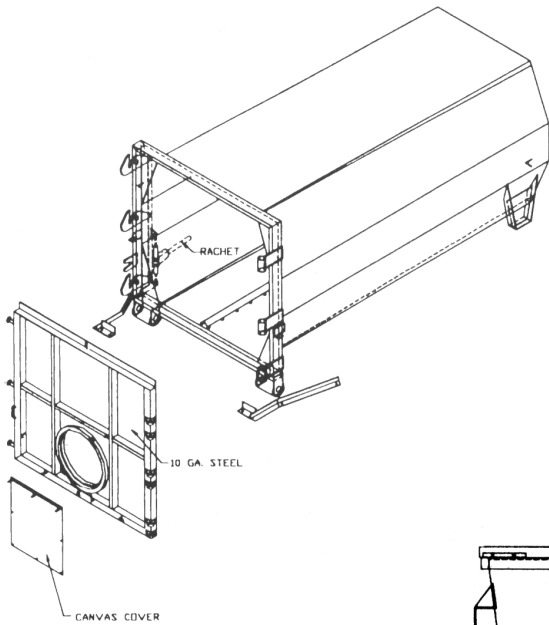
Body and End plate construction:
3/16`` plate A36 steel

Frame construction:
C4 x 5.4 structural channels

Rail construction:
6`` x 2`` x .180 rectangular tubing

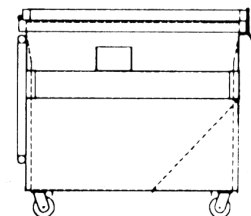
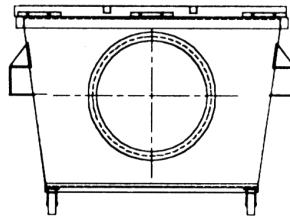
Door Assembly:
Door Skin – 10ga. Frame Assembly
4`` x 2`` x .180 rectangular tubing
and 4`` x 4`` x .180 square tubing

Description	Panel Length -	Bin Width - B	Bin Height - C	Aprox. Total - C
CCS-10	9' - 0"	7' - 0"	7' - 0"	9' - 6"
CCS-15	14' - 0"	7' - 0"	7' - 0"	14" - 6"
CCS-20	18' - 0"	7' - 0"	7' - 0"	18' - 6"
CC-15	9' - 0"	8' - 0"	8' - 0"	9' - 6"
CC-18	11' - 0"	8' - 0"	8' - 0"	11' - 6"
CC-20	12' - 0"	8' - 0"	8' - 0"	12' - 6"
CC-25	15' - 0"	8' - 0"	8' - 0"	15' - 6"
CC-30	18' - 0"	8' - 0"	8' - 0"	18' - 6"
CC-35	20' - 0"	8' - 0"	8' - 0"	20' - 6"
CC-40	22' - 0"	8' - 0"	8' - 0"	22' - 6"
GCL-20	11' - 0"	8' - 0"	9' - 0"	11' - 6"
GCL-25	13' - 0"	8' - 0"	9' - 0"	13' - 6"
GCL-30	16' - 0"	8' - 0"	9' - 0"	16' - 6"
GCL-35	18' - 0"	8' - 0"	9' - 0"	18' - 6"
GCL-40	20' - 0"	8' - 0"	9' - 0"	20' - 6"
GCL-47	22' - 0"	8' - 0"	9' - 0"	22' - 6"



STANDARD FEATURES

- Heavy duty octagon construction
- Customer specified understructure and lifting hook
- Canvas auger hole cover
- Rail guides and stops
- 25% Neoprene door seal
- Triple door latch system



Custom applications available. Call and let us design one to fit your needs.